











Maintenance Schedule

Items	Pre-ride Check ➤ P. 46	Odometer Reading*1						Annual Check	Regular Replace	Refer to page
		× 1,000 km	1	12	24	36	48			
		× 1,000 mi	0.6	8	16	24	32			
Fuel Line				I	I	I	I	I		-
Fuel Level		I								38
Throttle Operation		I		I	I	I	I	I		78
Air Cleaner*2					R		R			56
Spark Plug					R		R			-
Valve Clearance					I		I			-
Engine Oil		I	R	R	R	R	R	R		61
Engine Oil Filter			R	R	R	R	R	R		63
Engine Idle Speed			I	I	I	I	I	I		-
Radiator Coolant*3		I		I	I	I	I	I	3 Years	65
Cooling System				I	I	I	I	I		-
Secondary Air Supply System				I	I	I	I	I		-

Maintenance Level

-  : Intermediate. We recommend service by your dealer, unless you have the necessary tools and are mechanically skilled. Procedures are provided in an official Honda Shop Manual.
-  : Technical. In the interest of safety, have your motorcycle serviced by your dealer.

Maintenance Legend

- I** : Inspect (clean, adjust, lubricate, or replace if necessary)
- L** : Lubricate
- R** : Replace
- C** : Clean