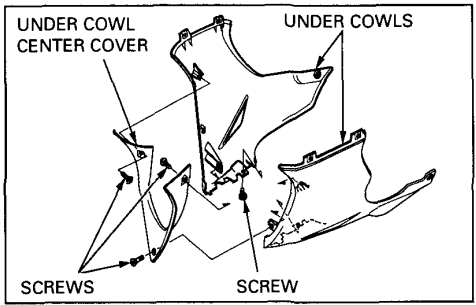


## FRAME/BODY PANELS/EXHAUST SYSTEM

Remove the three screws and under cowl center cover. Remove the screw and separate the right and left under cowls.

Installation is in the reverse order of removal.



## MIDDLE COWL

### REMOVAL/INSTALLATION

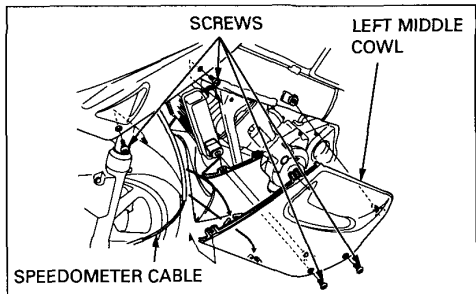
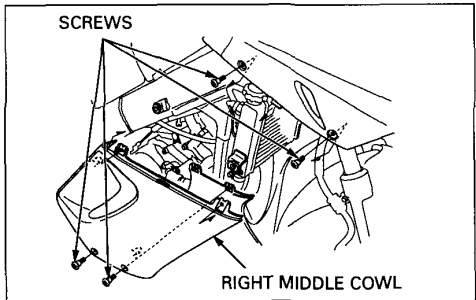
At first, remove the screws and then release the bosses of the middle cowl from the grommets of the frame and radiator.

Release the speedometer cable from the guide (left middle cowl only) and remove the middle cowl.

#### NOTE:

Do not damage the tabs of the upper cowl and speedometer cable guide of the left middle cowl.

Installation is in the reverse order of removal.



## FRONT FENDER

### REMOVAL/INSTALLATION

Remove the bolts, collars, front fender and stay.

Installation is in the reverse order of removal.

