


CYLINDER HEAD/VALVES

Install the timing hole cap and crankshaft hole cap (page 3-10).

Install the following:


- exhaust system (page 2-7)
- under cowl (page 2-3)
- carburetor assembly (page 5-13)



CYLINDER HEAD COVER INSTALLATION


Install the gasket, new O-ring and dowel pin to the cylinder head cover.

Install the cylinder head cover onto the cylinder head.



Install the rubber washers with the "UP" marks facing up. Install and tighten the head cover bolts to the specified torque.

TORQUE: 10 N·m (1.0 kgf·m, 7 lbf·ft)



Connect the air injection hose into the PAIR check valve cover.

Connect the vacuum tube.

Install the PAIR control valve and bolt.

