


TRANSMISSION DISASSEMBLY

Refer to Service Information (page 12-1) for removal of necessary parts before disassembling the crankcase.

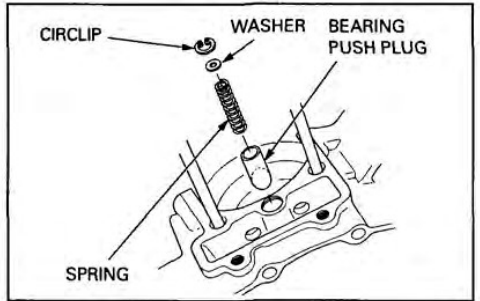
Remove the cam chain.

Remove the cam chain tensioner plate bolt, plate and tensioner guide.




Remove the circlip, washer, spring and bearing push plug from the left crankcase.

Check for the bearing push plug for wear or damage and replace if necessary.



Remove the left crankcase bolts and clamp.



Remove the right crankcase bolts and washer.

