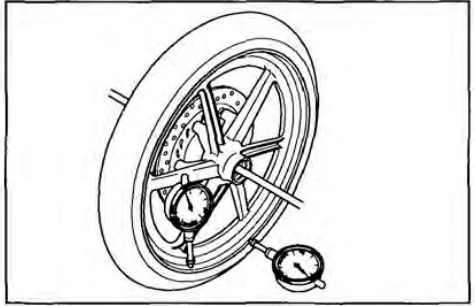


Wheel rim

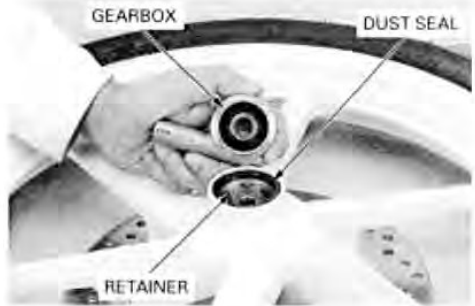
Check the wheel rim runout by placing the wheel in a turning stand.
Spin the wheel by hand and read the runout using a dial indicator.



SERVICE LIMIT: Actual: 2.0 mm (0.08 in)
Radial: 2.0 mm (0.08 in)

DISASSEMBLY

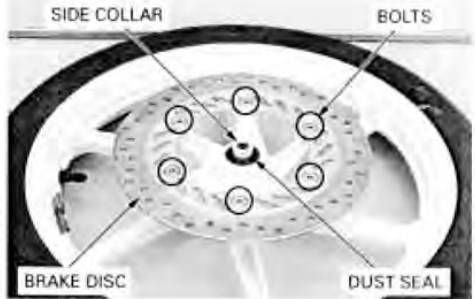
Remove the speedometer gearbox, dust seal and speedometer retainer.



Remove the side collar and dust seal from the right hub.
Remove the brake disc bolts and brake disc.

NOTE:

Check for disc warpage; see page 16-8.



WHEEL BEARING REPLACEMENT

Remove the wheel bearings and distance collar from the wheel hub.

TOOLS:

Bearing remover head, 12 mm 07746 - 0050300
Bearing remover shaft 07746 - 0050100

NOTE:

Never reinstall old bearings. Once the bearings have been removed, they must be replaced with a new one.

