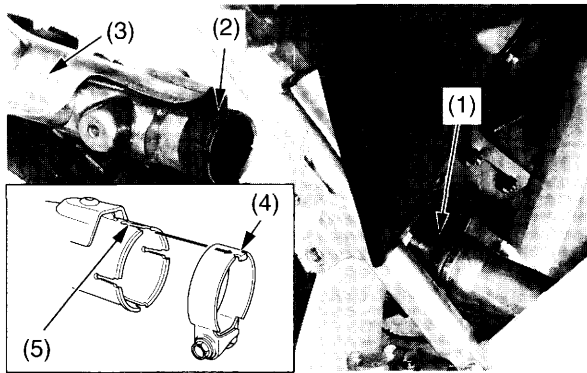



## Muffler Installation

1. Remove the gasket.
2. Install a new gasket (1) on to the exhaust pipe.
3. Install the muffler clamp (2) by aligning the tab (4) of the muffler clamp with the cut-out (5) of the muffler (3).
4. Install the muffler.



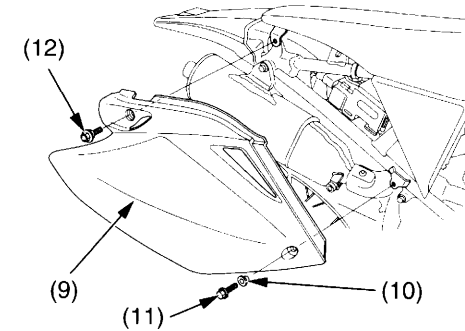
- (1) gasket  
(2) muffler clamp  
(3) muffler  
(4) tab  
(5) cut-out

5. Tighten the muffler B bolt (6) and muffler A bolt/washer (7) to the specified torque:  
19 lbf-ft (26 N·m, 2.7 kgf-m)
6. Tighten the muffler clamp bolt (8) to the specified torque:  
15 lbf-ft (21 N·m, 2.1 kgf-m)



- (6) muffler B bolt  
(7) muffler A bolt/washer  
(8) muffler clamp bolt

7. Install the right side cover (9), collar (10) and side cover bolt (11).
8. Install the seat mounting bolt (12) and tighten it to the specified torque:  
19 lbf-ft (26 N·m, 2.7 kgf-m)



- (9) right side cover  
(10) collar  
(11) side cover bolt  
(12) seat mounting bolt