



16. Remove the engine hanger nuts/bolts (9), engine hanger plates (10), and clutch cable guide (11).



(9) engine hanger nuts/bolts
(10) engine hanger plates
(11) clutch cable guide

17. Remove the cylinder head bolts (12).
18. Loosen the cylinder bolt (13).




(12) cylinder head bolts
(13) cylinder bolt

19. Remove the cylinder head nuts/washers (14) and cylinder head (15).
Loosen the nuts in a criss-cross pattern in two or three steps.

NOTICE

Do not let the nuts, washers, valve lifters, shims, and cam chain fall into the crankcase.




(14) cylinder head nuts/washers
(15) cylinder head

20. Remove the dowel pins (16), cylinder head gasket (17) and cam chain guide (18).

NOTICE

Do not let the dowel pins and cam chain fall into the crankcase.



(16) dowel pins
(17) cylinder head gasket
(18) cam chain guide