



ESSENTIAL INDIVIDUAL COMPONENTS

LEFT HANDLEBAR CONTROLS (For U Type)

The controls next to left handlebar grip are:



Headlight Dimmer Switch

Push the headlight dimmer switch to  to select high beam or to  to select low beam.

Horn Button

Press the button to sound the horn.

Turn Signal Switch

Move the switch to  (L) to signal a left turn, to  (R) to signal a right turn; the appropriate turn signal and indicator will blink. The switch returns to centre when it is released. The indicator and turn signal will automatically stop blinking after completing the turn. Blinking may be stopped manually by pushing in on the switch.

