






ESSENTIAL INDIVIDUAL COMPONENTS

RIGHT HANDLEBAR CONTROLS


Engine Stop Switch

The three position engine stop switch is next to the throttle grip. When the switch is in the  (RUN) position, the engine will operate. When the switch is in either  (OFF)-position, the engine will not operate. This switch is intended primarily as an emergency switch and should normally remain in the  (RUN) position.

Start Button

The start button is below the engine stop switch. When the start button is pressed, the starter motor cranks the engine, the headlight will automatically go out, but the taillight will stay on. If the engine stop switch is in the (OFF) position, the starter motor will not operate. See page 119 for Starting Procedure.

Hazard Warning System Switch

This system should be used only when your motorcycle is stopped under emergency or hazardous conditions. To turn it on, turn the ignition key to the ON or ACC position, and then push the switch marked . The front and rear turn signals will blink simultaneously.

Be sure to turn the switch off when the hazard warning is no longer required, or the turn signals will not work properly, and may confuse other drivers.

