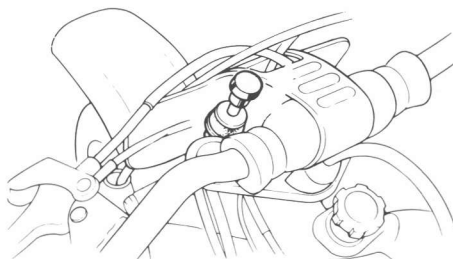
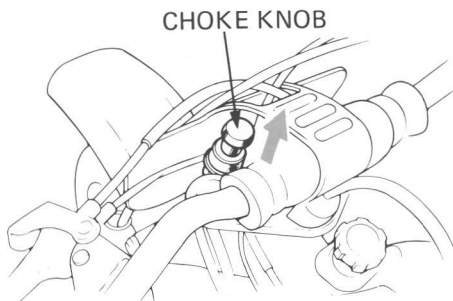


• CHOKE KNOB

The choke is manually operated to control the air-fuel ratio for starting and warming up.

To use the choke, pull the knob up in the arrow direction.

Do not use the choke when the engine is warm.

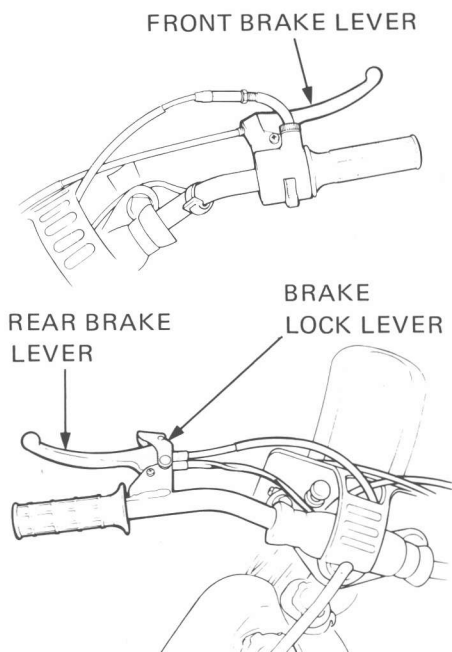


• BRAKE LEVERS

The motorcycle is equipped with the front and rear brake levers.

Apply both brakes simultaneously when you have to stop or slow the motorcycle.

Before applying the brakes, be sure to return the throttle to the fully closed position.



▲ WARNING

- * *Keep in a position that lets you reach both brake levers easily with your hands.*
- * *Never apply the brake lock while running as the wheel will be locked suddenly, and sudden wheel lock is particularly a hazard to safety.*