

4. INSPECTION AND MAINTENANCE SERVICES

Perform the following inspection and maintenance services :

• OIL LEVEL CHECK AND REPLENISHMENT

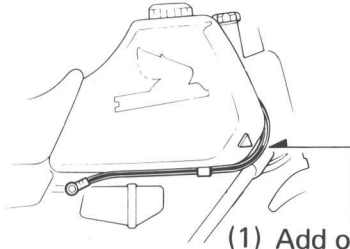
Before riding, check the level of oil in the oil tank. The oil level should also be inspected when the fuel tank is replenished.

CAUTION:

- * *Keep sufficient oil in the oil tank.*
- * *Little or no oil will cause engine damage or premature wear.*

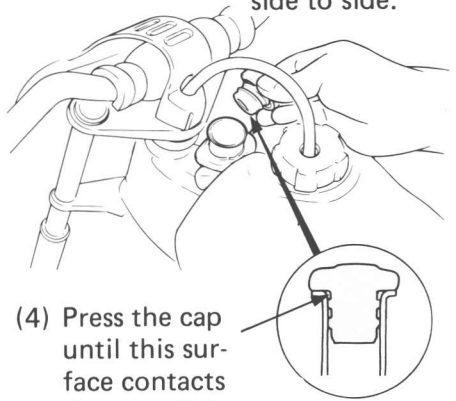
CAUTION:

- * *Use HONDA 2 STROKE INJECTOR OIL or equivalent.*
- * *Do not mix different brands of oils since they may not be compatible.*
- * *The capacity of the oil tank is 0.4 l (0.42 US qt, 0.35 Imp qt). Do not overfill (there should be no oil in the filler neck).*
- * *Press the oil cap into the filler opening until you are certain that it will no longer go.*

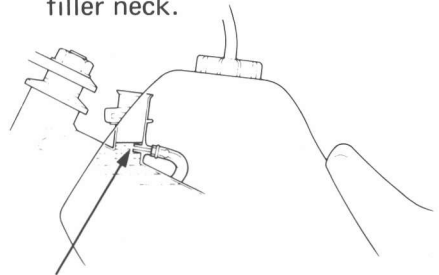


(1) Add oil if the level of oil in the oil inspection tube nears this point.

(2) Remove the cap while prying it side to side.



(4) Press the cap until this surface contacts the top of the filler neck.



(3) Do not overfill beyond this line.