

FEATURES

(Not required for operation)

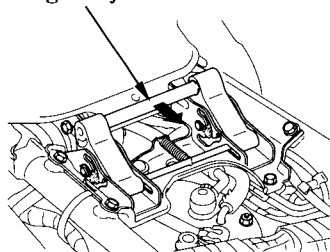
The front seat can be adjusted to one of three positions in 15 mm (0.6 in) increments.

Adjust the height according to your preference as described below.

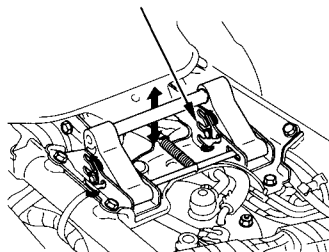
To Adjust the Height of the Front Seat:

1. Remove the front and rear seat (page 55).
2. Slide the seat height adjuster toward the rear, then set it in the guide.

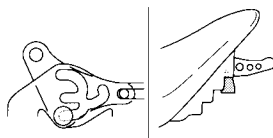
Seat height adjuster



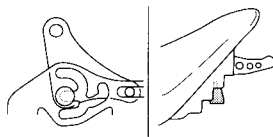
Guide



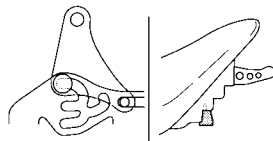
Be sure to align the hole in the rear of the front seat with the adjuster when install the front seat.



LOW position



MID position



HIGH position

3. Install the front and rear seat (page 55).