

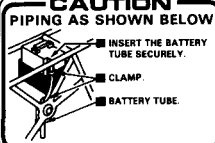
# TRX SAFETY

Read these WARNING LABELS before you ride!

**▲ WARNING**


- TRAILER MAXIMUM WEIGHT 315kg (700 lbs)
- HITCH POINT WEIGHT 14kg (30 lbs)

**CAUTION**  
PIPING AS SHOWN BELOW



- INSERT THE BATTERY TUBE SECURELY.
- CLAMP.
- BATTERY TUBE.

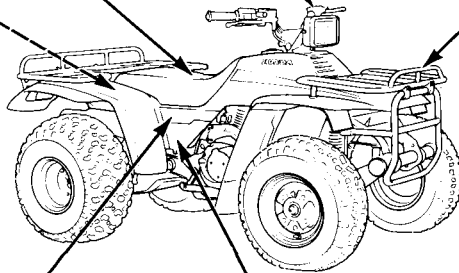
**PKB**




**LOCK**

**▲ WARNING**

- MAXIMUM LOAD 30kg (66lbs)
- DO NOT OBSTRUCT HEAD LIGHT BEAM BY CARGO



**COMPRESSION RELEASE LEVER**



TURN LEVER TO "ON" POSITION BEFORE STARTING.  
LEVER RETURNS AUTOMATICALLY.

**▼ IMPORTANT INFORMATION TRX200**

- COLD TIRE PRESSURE  
FRONT: 2.9 psi (0.20kg/cm<sup>2</sup>)  
REAR: 2.2 psi (0.15kg/cm<sup>2</sup>)
- TIRE: OHTSU FRONT: 21 x 7.00 - 10  
REAR: 25 x 12.00 - 9
- VEHICLE CAPACITY LOAD 400 lbs (180kg)