

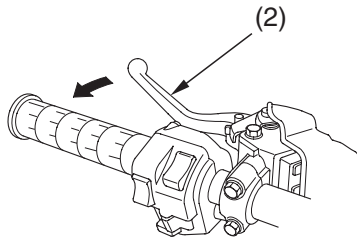


Controls & Features

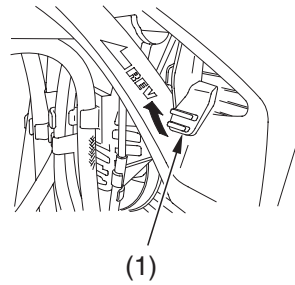
Reverse Assist Lever

The reverse assist lever (1), located on the right side under the fuel tank, is used to shift into reverse. To operate, pull in the clutch lever/parking brake lever (2) with your ATV stopped. Leaving your left hand on the clutch lever/parking brake lever while pressing down on the rear brake pedal with your right foot, remove your right hand from throttle and place it on the reverse assist lever. Pull and hold the reverse assist lever, depress the shift lever (3) to reach the reverse gear (below 1st gear). See *Riding in Reverse* page 55.

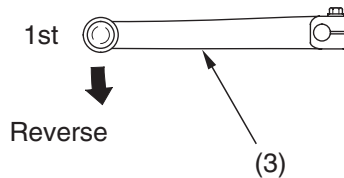
LEFT HANDLEBAR



RIGHT SIDE



LEFT SIDE



- (1) reverse assist lever
- (2) clutch lever/parking brake lever

- (3) shift lever

