










# Maintenance Schedule

Items	Pre-ride Check ☑ P. 52	Odometer Reading *1										Annual Check	Regular Replace	Refer to page
		x 1,000 km	1	12	24	36	48							
		x 1,000 mi	0.6	8	16	24	32							
Fuel Line 			I	I	I	I	I	I	I	I	I			-
Fuel Level	I													-
Throttle Operation 	I		I	I	I	I	I	I	I	I	I			85
Air Cleaner *2 					R									-
Spark Plug 				I	I									-
Valve Clearance 				I	I									-
Engine Oil	I					R	R	R	R	R	R			72
Engine Oil Filter			R	R	R	R	R	R	R	R	R			74
Engine Idle Speed 		I	I	I	I	I	I	I	I	I	I			-
Radiator Coolant *3	I		I	I	I	I	I	I	I	I	I		3 Years	76
Cooling System 			I	I	I	I	I	I	I	I	I			-
Secondary Air Supply System 					I									-

## Maintenance Level

 : Intermediate. We recommend service by your dealer, unless you have the necessary tools and are mechanically skilled. Procedures are provided in an official Honda Shop Manual.

 : Technical. In the interest of safety, have your motorcycle serviced by your dealer.

## Maintenance Legend

**I** : Inspect (clean, adjust, lubricate, or replace, if necessary)

**L** : Lubricate

**R** : Replace