

Indicators

Operation Guide

← **Left turn signal indicator**


 **Low oil pressure indicator**

Comes on when the ignition switch is turned on.
Goes off when the engine starts.


If it comes on while engine is running: → P.100


N Neutral indicator

Comes on when the transmission is in Neutral.

 **High beam indicator**

 **PGM-FI (Programmed Fuel Injection) malfunction indicator lamp (MIL)**

Comes on briefly when the ignition switch is turned on with the engine stop switch in the  (Run) position.

Comes on when the ignition switch is turned on with the engine stop switch in the  (Off) position.

If it comes on while engine is running:

→ P.100

 **Low fuel indicator**

- Comes on briefly when the ignition switch is turned on.
- Comes on when there is only reserve fuel left in the fuel tank.
Remaining fuel when low fuel indicator comes on:
3.5 litres (0.92 US gal, 0.77 Imp gal)