















## Maintenance Schedule

Items	Pre-ride Check P. 56	Frequency *1						Annual Check	Regular Replace	Refer to page
		× 1,000 km	1	12	24	36	48			
		× 1,000 mi	0.6	8	16	24	32			
Fuel Line				I	I	I	I	I		-
Fuel Level		I								-
Throttle Operation		I		I	I	I	I	I		88
Air Cleaner *2						R		R		-
Spark Plug						I		R		-
Valve Clearance						I		I		-
Engine Oil		I	R	R	R	R	R	R	R	75
Engine Oil Filter			R	R	R	R	R	R	R	77
Engine Idle Speed			I	I	I	I	I	I		-
Radiator Coolant *3		I		I	I	I	I	I	3 Years	79
Cooling System				I	I	I	I	I		-
Secondary Air Supply System						I		I		-

Maintenance

### Maintenance Level

-  : Intermediate. We recommend service by your dealer, unless you have the necessary tools and are mechanically skilled. Procedures are provided in an official Honda Shop Manual.
-  : Technical. In the interest of safety, have your motorcycle serviced by your dealer.

### Maintenance Legend

- I : Inspect (clean, adjust, lubricate, or replace, if necessary)
- L : Lubricate
- R : Replace