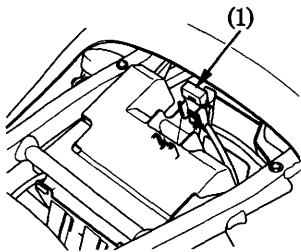


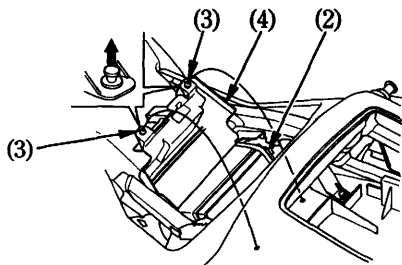
Battery Removal

The battery (2) is in the battery box below the front seat.

1. Remove the front seat (page 51).
2. Remove the main fuse holder (1).
3. Remove the clips (3) and open the battery cover (4).
4. Disconnect the negative (-) terminal lead (5) from the battery first, then disconnect the positive (+) terminal lead (6).
5. Pull out the battery from the battery box.



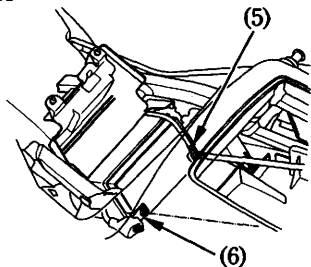
(1) Main fuse holder



(2) Battery

(4) Battery cover

(3) Clips



(5) Negative (-) terminal lead

(6) Positive (+) terminal lead