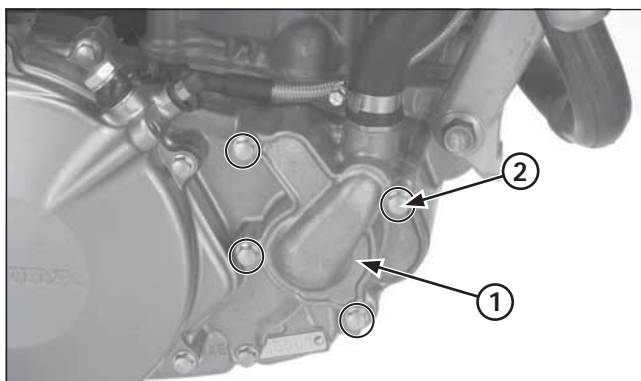


- (1) DOWEL PINS
- (2) NEW O-RING
- (3) WATER PUMP COVER




- (1) WATER PUMP COVER
- (2) BOLTS

Install the following:


- Dowel pins, new O-ring
- Water pump cover, bolts

Fill the crankcase with recommended transmission oil (page 3-8).

Fill the coolant and bleed air (page 3-9).



- (1) 2P (NATURAL) CONNECTOR



- (1) TIE WRAP

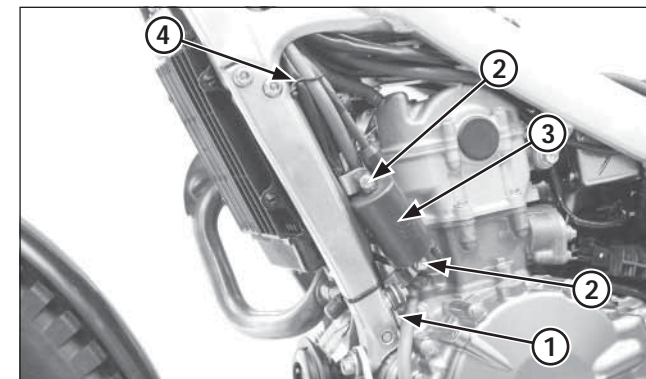
## Radiator Removal/Installation

Remove the following:


- Exhaust pipe
- Skid plate
- Fuel tank/injector assembly (page 4-7)

Disconnect the radiator 2P (Natural) connector.

Remove the spark plug wire tie-wrap from fan motor shroud.



- (1) GROUND EYELET
- (2) BOLTS
- (3) IGNITION COIL
- (4) WIRE CLAMP



- (1) 3P (GRAY) CONNECTOR

Remove the ground eyelet bolt.

Remove the ignition coil mounting bolt.

Remove the spark plug wire/wire harness/breather hose clamp.

Disconnect the ECT sensor 3P (Gray) connector.