

- (1) DRIVE SPROCKET
- (2) UNIVERSAL HOLDER
- (3) BOLT
- (4) SPRING WASHER


Crankcase Separation/Disassembly

Remove the engine from the frame.

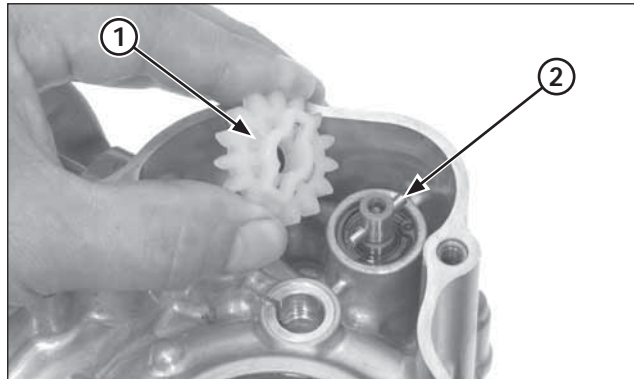
Remove the following:

- Cylinder head, cylinder, piston
- Clutch
- Kickstarter
- Gearshift linkage
- Flywheel and stator
- Oil filter
- Crankcase breather hose

Hold the drive sprocket with the universal holder and remove the drive sprocket bolt, spring washer and drive sprocket.



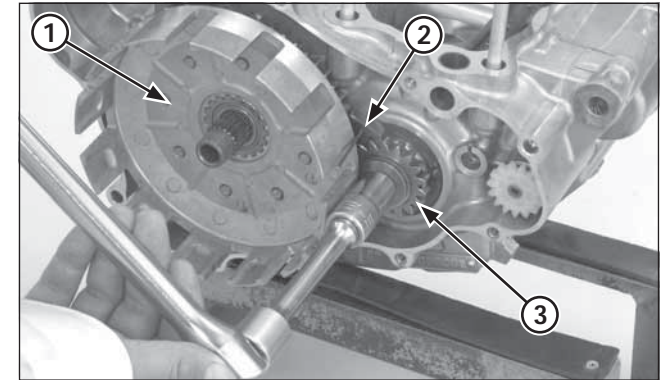
- (1) COUNTERSHAFT COLLAR
- (2) O-RING



- (1) OIL PUMP DRIVEN GEAR
- (2) DRIVE PIN

Remove the countershaft collar and O-ring.

Remove the oil pump driven gear and drive pin.



- (1) CLUTCH OUTER
- (2) GEAR HOLDER
- (3) PRIMARY DRIVE GEAR

Temporarily install the clutch outer guide, needle bearing and clutch outer onto the mainshaft and attach the gear holder between the primary drive and driven gears. Remove the primary drive gear bolt.

Tool:

Gear holder 07724-0010100

Remove the washer, primary drive gear and drive gear collar.