


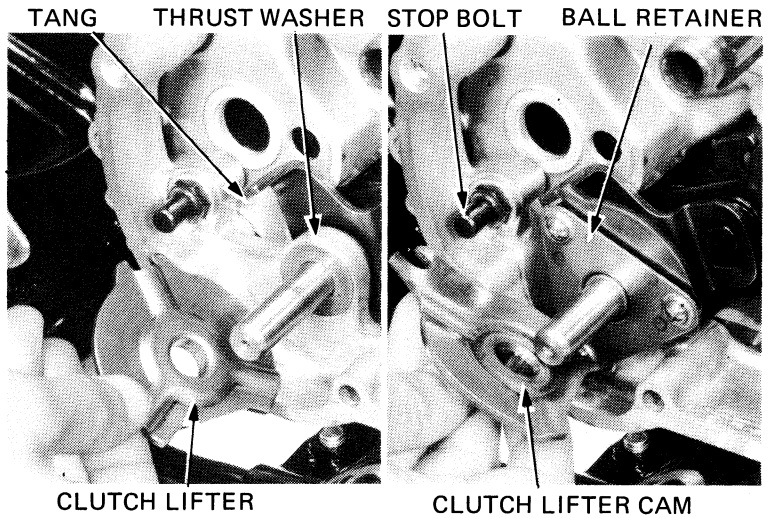
**CLUTCH LIFTER REMOVAL**

Remove the clutch lifter cam, ball retainer and clutch lifter.



**CLUTCH LIFTER INSTALLATION**

Install the thrust washer.  
 Install the clutch lifter, aligning its groove with the tang on the gearshift spindle.  
 Install the ball retainer.  
 Install the clutch lifter cam by aligning its groove with the stop bolt on the right crankcase spacer.



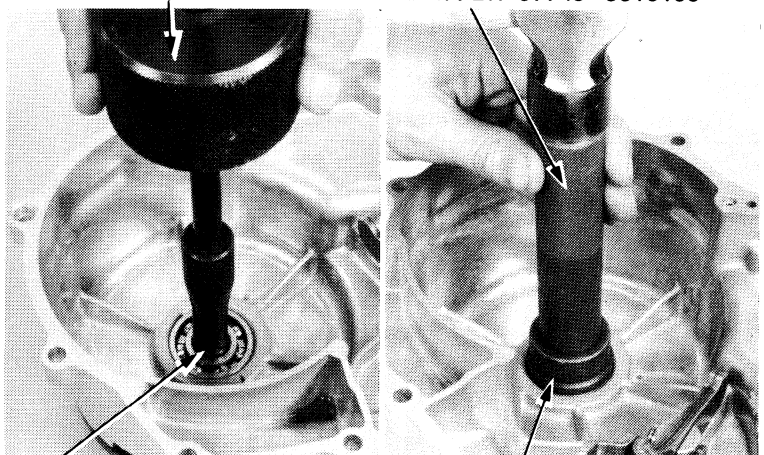
**BEARING REPLACEMENT**

Remove the bearing from the right crankcase cover with the special tool.

Drive a new bearing into the right crankcase.

REMOVER HANDLE 07936-3710100  
 SLIDING WEIGHT 07741-0010201

DRIVER 07749-0010100



BEARING REMOVER, 17 mm 07936-3710300      ATTACHMENT, 37 x 40 mm 07746-0010200  
 PILOT, 17 mm 07746-0040300