


CLUTCH/OIL PUMP

Install the centrifugal clutch springs, using a screwdriver.




Install the centrifugal clutch weight assembly onto the clutch drum.
Install the lock washer with its cupped face in.

Install the lock nut.

LOCK NUT (LEFT HAND THREADS)

LOCK WASHER



Hold the recoil starter driven pulley with a screwdriver or suitable lever (Page 9-7).


Turn the lock nut counterclockwise to tighten it.

TORQUE: 105–115 N·m
(10.5–11.5 kg·m, 76–83 ft·lb)

NOTE

The lock nut has left hand threads.

CENTRIFUGAL CLUTCH



LOCK NUT WRENCH, 30 mm Equivalent commercially available in U.S.A.
07907-6890100