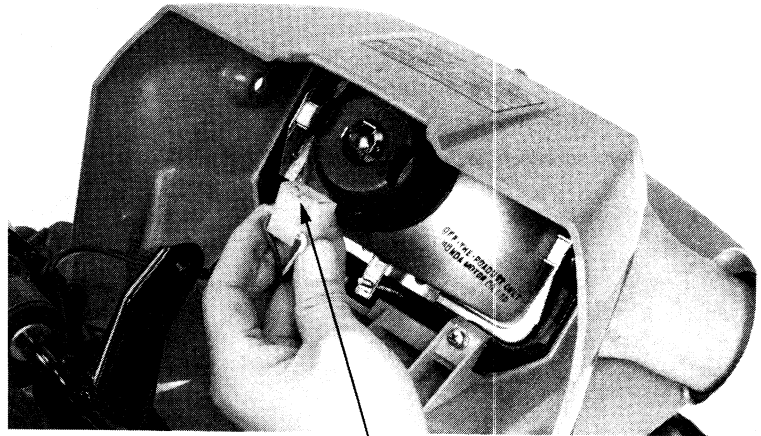





Connect the headlight coupler to the headlight socket terminals.



COUPLER

Position the headlight case assembly on the bracket and install it using the two screws and bolt.




HEADLIGHT CASE

HEADLIGHT BRACKET REMOVAL/ INSTALLATION

Remove the two bolts attaching the headlight bracket mount holders to the fork bridge.
Remove the bracket.

Install the bracket in the reverse order of removal.



BRACKET