



FRONT FORK


FRONT FORK REMOVAL

Remove the brake caliper.
Remove the front wheel (Page 10-10).


NOTE

Do not loosen the brake hose unless it is absolutely necessary. Whenever the brake hose is loosened or removed, it is necessary to bleed air from the brake. Refer to page 11-2 for bleeding procedures.

FRONT WHEEL


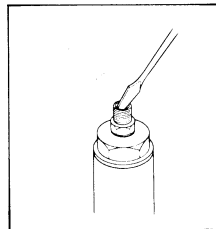


Loosen the fork tube pinch bolts.



Press on the air valves to depressurize the forks.
Remove the front forks.

AIR VALVE



FRONT FORK