


After '86

Turn the inner race of the bearing with your finger. The bearing should turn smoothly and quietly. Also check that the bearing outer race fits tightly in the cover.

Remove and discard the bearing if the race does not turn smoothly, quietly, or if it fit loosely in the cover.



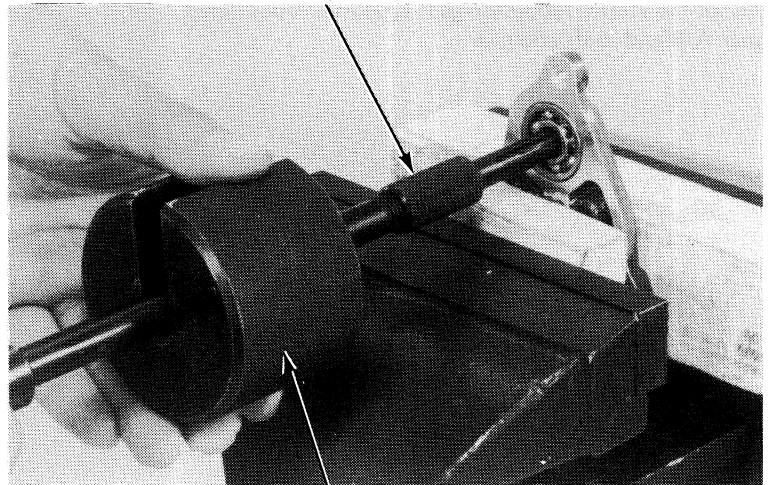
After '86

BEARING REPLACEMENT

Remove the gear cover protector by removing the screws.

Remove the reduction gear bearing using the bearing remover tool.


BEARING REMOVER SET, 10 mm 07936-GE00000



REMOVER WEIGHT 07741-0010201
or 07936-3710200

DRIVER 07749-0010000

Drive the new bearing into the starter reduction gear cover.



ATTACHMENT, 24 x 26 mm 07746-0010700