


## ALTERNATOR/STATER CLUTCH/GEARSHIFT LINKAGE

---


### INSTALLATION

Install the starter reduction C shaft into the left crankcase.



SHAFT


Install the starter reduction gear C, starter reduction gear A/B and shaft and gear.



REDUCTION GEAR A/B

REDUCTION GEAR C

Install the gasket, dowel pins, and starter reduction gear cover with four bolts.



GASKET

DOWEL PINS