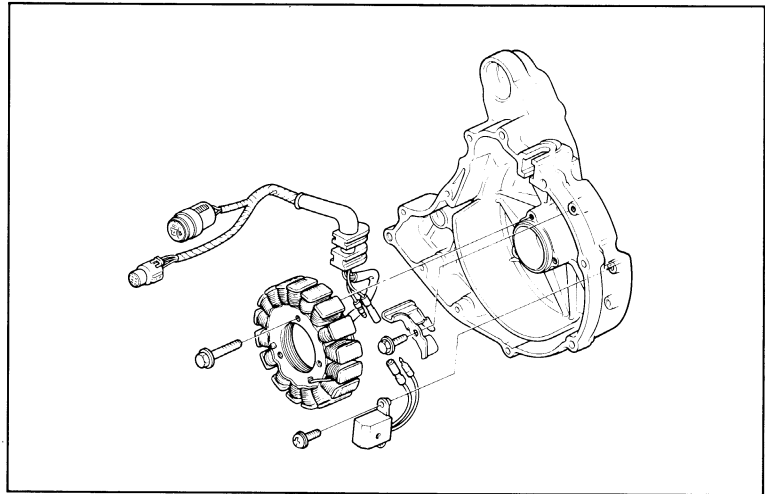


ALTERNATOR/STATER CLUTCH/GEARSHIFT LINKAGE

ALTERNATOR

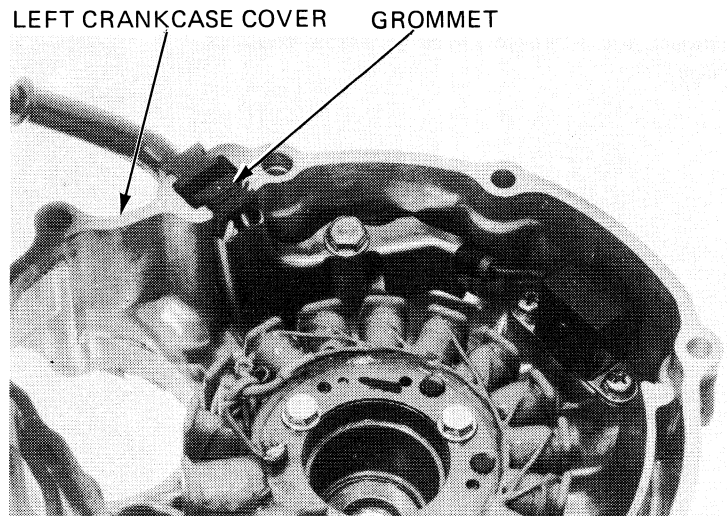
STATOR/PULSE GENERATOR REMOVAL

Check the oil seal on the left crankcase cover for wear or damage.
Replace if necessary.
Remove the wire clamp by removing the bolt.
Remove the pulse generator mounting screws, disconnect the wire connector and remove the pulse generator.
Remove the three stator bolts and stator.




STATOR/PULSE GENERATOR INSTALLATION

Insert the wire grommet into the groove in the left crankcase cover.
Install the stator, pulse generator and wire clamp and tighten the bolts.



FLYWHEEL REMOVAL

Hold the flywheel with the flywheel holder and remove the flywheel bolt.



FLYWHEEL HOLDER 07725-0040000 OR STRAP WRENCH,
COMMERCIALY AVAILABLE IN U.S.A.