


Remove the flywheel with the rotor puller.




ROTOR PULLER 07733-0020001 OR
07933-3950000

FLYWHEEL INSTALLATION

Install the starter drive gear onto the flywheel.
Align the key way in the flywheel with the key on
the crankshaft.
Hold the flywheel with the flywheel holder and
tighten the bolt.

TORQUE:

100–120 N·m (10.0–12.0 kg·m, 72–87 ft·lb)




FLYWHEEL HOLDER 07725-0040000 OR STRAP WRENCH,
COMMERCIALY AVAILABLE IN U.S.A.

STARTER CLUTCH

REMOVAL

Remove the left crankcase cover (Page 9-4).
Remove the flywheel (Page 9-5).
Remove the starter driven gear.



STARTER DRIVEN GEAR