


Drive in new ball races with the special tools.



DRIVER 07749-0010000 ATTACHMENT 07946-3290000
 ATTACHMENT 07946-3290000 DRIVER 07749-0010000
 UPPER CONE RACE DUST SEAL ADJUSTMENT NUT

INSTALLATION


Apply grease to the upper ball race and install 18 steel balls.

Apply grease to the lower ball race and install 18 steel balls.

Insert the steering stem into the steering head pipe and install the upper cone race.

Apply grease to the dust seal and install it onto the steering head pipe.

Install the bearing adjustment nut.



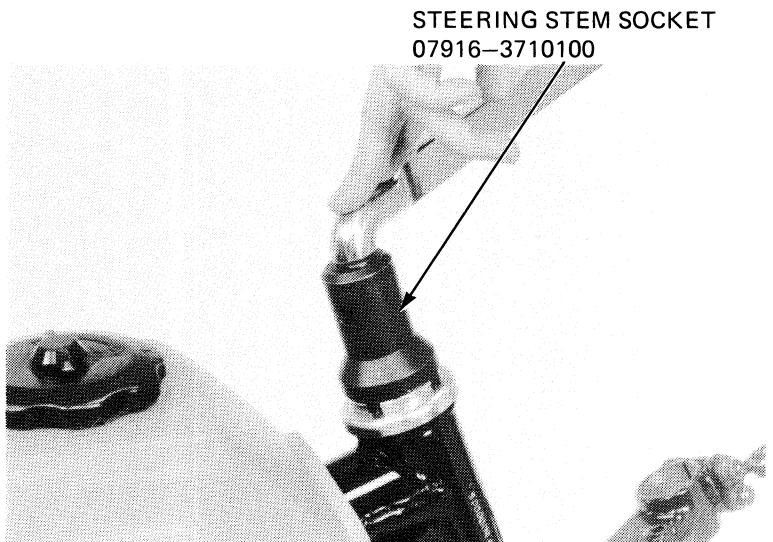
STEERING BALLS

Tighten the bearing adjustment nut to the specified torque.

TORQUE: 25–35 N·m (2.5–3.5 kg·m, 18–25 ft·lb)

Turn the steering stem lock-to-lock several times to seat the bearings, then loosen the adjustment nut and retighten it to the final torque.

TORQUE: 7–8 N·m (0.7–0.8 kg·m, 5–6 ft·lb)



STEERING STEM SOCKET 07916-3710100