

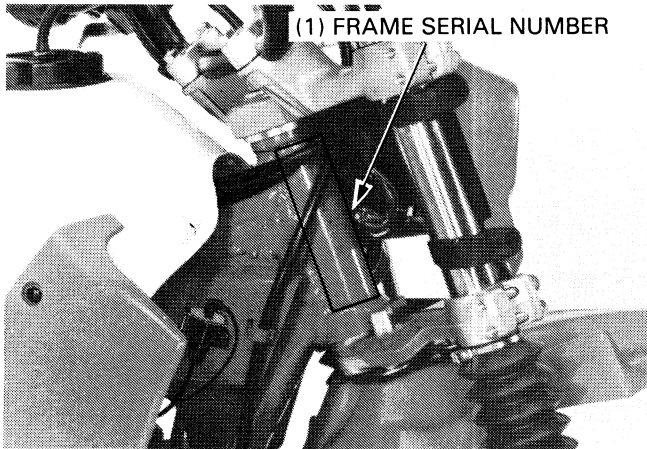

**GENERAL INFORMATION**

**MODEL IDENTIFICATION**


'85:




After '85:



The frame serial number is stamped on the right side of the steering head.



The engine serial number is stamped on the lower right side of the crankcase.



The carburetor identification number is on the carburetor body left side.