


Replace the brake pads if the wear groove on the pads reaches the edge of the brake disc.

CAUTION

- *Always replace the brake pads as a set to assure even disc pressure.*


Refer to page 14-6 for brake pad replacement.



BRAKE FLUID

Check the front and rear brake fluid reservoir level.


If the level nears the lower level mark, remove the cap and fill the reservoir with DOT-3 or 4 brake fluid to the upper level mark.



Check the entire system for leaks, if the level is low.

CAUTION

- *Do not remove the cover until the handlebar has been turned so that the reservoir is level.*
- *Do not mix DOT5 with DOT3 or 4 Brake Fluid.*
- *Avoid spilling fluid on painted, plastic or rubber parts. Place a rag over these parts whenever the system is serviced.*



BRAKE SYSTEM

Inspect the brake hoses and fittings for deterioration, cracks and signs of leakage. Tighten any loose fittings.

Replace hoses and fittings as required.

