


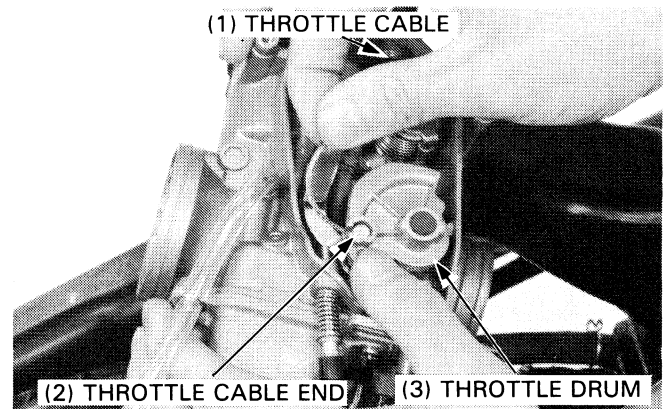
FUEL SYSTEM

Remove the two carburetor cover screws and the cover.



Disconnect the throttle cable end from the throttle drum.

Remove the throttle cable from the carburetor body.




CARBURETOR CHOKE

The choke system uses a fuel enrichment circuit controlled by a starter valve. The starter valve opens the enrichment circuit when the choke lever is raised.

Check for smooth choke lever operation.

Remove the choke lever pivot screw and choke lever.

Loosen the starter valve nut and remove the valve from the carburetor.



Check the starter valve and spring for nicks, grooves, or other damage.

Install the choke valve in the reverse order of removal.

