


THROTTLE VALVE

NOTE

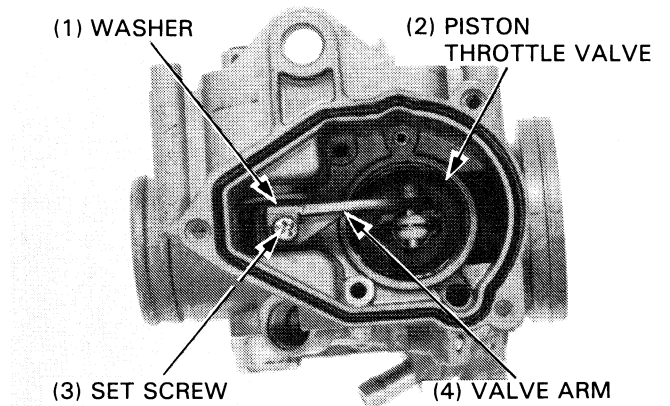
- The butterfly throttle valve attaching screws are staked and the valve can not be removed.

PISTON THROTTLE VALVE REMOVAL


Remove the three screws and the piston throttle valve cover.



Remove the throttle valve arm set screw.



Pull the shaft out and remove the throttle valve and washer.



Remove the two screws attaching the valve arm to the valve, then remove the valve and jet needle from the arm.

