



Realign the "T" mark with index mark and recheck the cam sprocket timing marks.



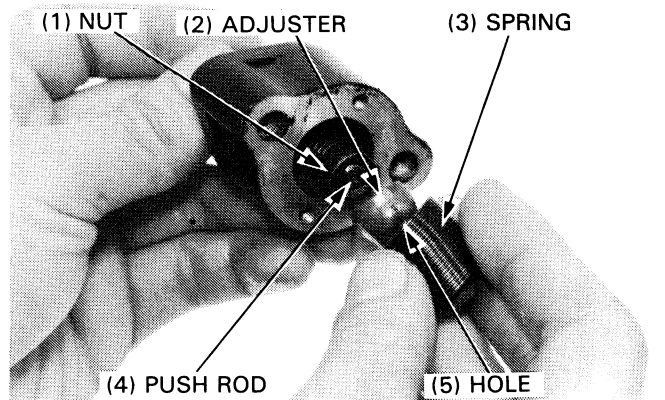
Fill the oil pocket in the cylinder head with fresh oil.



CAM CHAIN, TENSIONER LIFTER ASSEMBLY

Thread the nut on the push rod so its outside face is flush with the end of the push rod.

Hook one end of the spring into the hole in the adjuster and place the adjuster over the nut.



Align the spring hook with the groove in the cover and install the cover with the screws.

