


CYLINDER INSTALLATION


Clean off any gasket material from the crankcase surface.

NOTE

- Be careful not to damage the gasket surface.




Install a new gasket and dowel pins.



Coat the cylinder bore and piston rings with engine oil and install the cylinder.

NOTE

- Avoid piston ring damage during installation.
- Do not let the cam chain fall into the crankcase.



Tighten the cylinder mount bolts.

TORQUE: 8–12 N·m (0.8–1.2 kg·m, 6–9 ft·lb)

