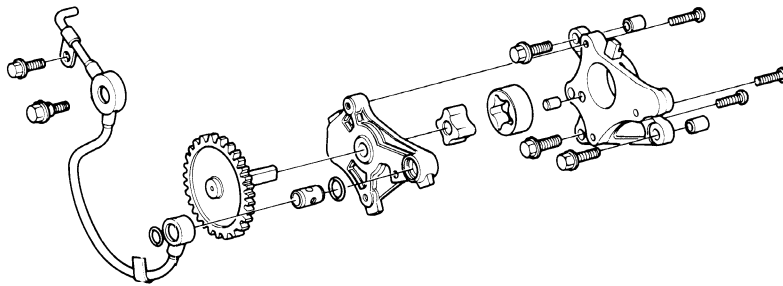



DISASSEMBLY

Remove the three screws and disassemble the oil pump.

(1) SCREWS



INSPECTION

Install the outer and inner rotors into the oil pump body and insert the oil pump driven gear shaft.

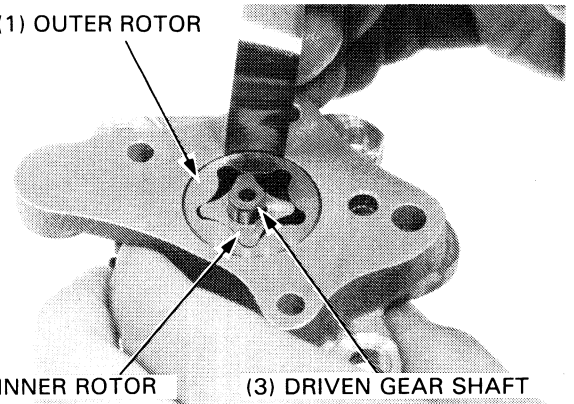
Measure the pump body-to-rotor clearance.

SERVICE LIMIT: 0.25 mm (0.010 in)

(1) OUTER ROTOR

(2) INNER ROTOR

(3) DRIVEN GEAR SHAFT



Measure the pump rotor tip clearance.

SERVICE LIMIT: 0.20 mm (0.008 in)

