


CLUTCH/OIL PUMP/KICK STARTER

Remove the oil pump driven gear shaft.

Measure the pump end clearance.

SERVICE LIMIT: 0.10 mm (0.004 in)

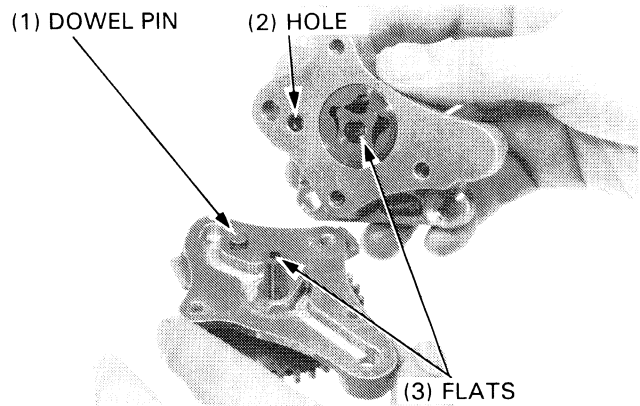


ASSEMBLY

Install the outer and inner rotors into the pump body.

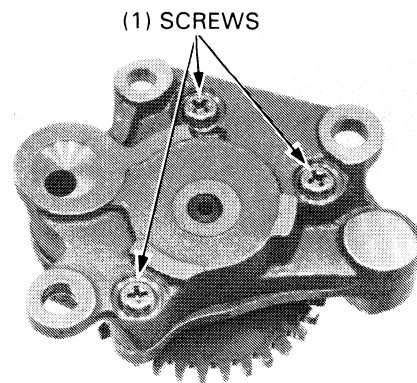
Insert the driven gear shaft into the pump cover and install the dowel pin.

Align the flats on the inner rotor and gear shaft, then install the cover on the body with the dowel pins in the hole.



Tighten the three screws.

Make sure that the driven gear rotates freely.



INSTALLATION

Install a new O-ring and the dowel pins into the crankcase.

