


Assemble the thrust washers and kick 1st idler gear onto the kick 1st idler gear shaft and install them in the crankcase.

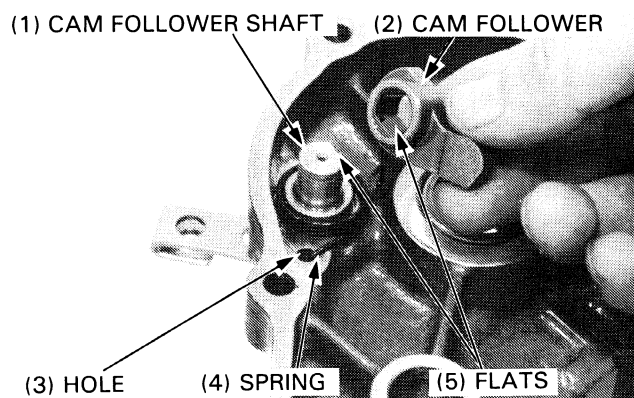


**RIGHT CRANKCASE COVER INSTALLATION**

**DECOMPRESSION CAM FOLLOWER SHAFT ASSEMBLY**


Install the cam follower shaft and spring and insert the spring end in the hole in the cover.

Align the flats on the shaft and cam follower and install the follower.



Hook the spring to the cam follower as shown.

Install the snap ring.



**CLUTCH LIFTER INSTALLATION**

Install the spring and lifter arm shaft.

Drive a new spring pin into the arm shaft hole until the pin height is  $3 \pm 0.5$  mm ( $0.12 \pm 0.02$  in).

