


ALTERNATOR/GEARSHIFT LINKAGE


Remove the drum stopper arm bolt, arm and spring.

Remove the drum center bolt, drum center and dowel pin.




INSTALLATION

Install the spring and stopper arm using the bolt.



Install the dowel pin onto the gearshift drum.

Install the drum center aligning its groove with the dowel pin.



Apply a thread locking agent to the drum center bolt threads and tighten the drum center bolt.

TORQUE: 21 – 25 N·m (2.1 – 2.5 kg·m, 15 – 18 ft·lb)

