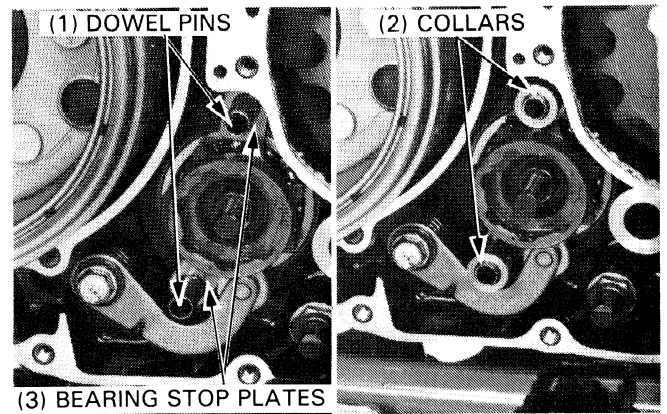
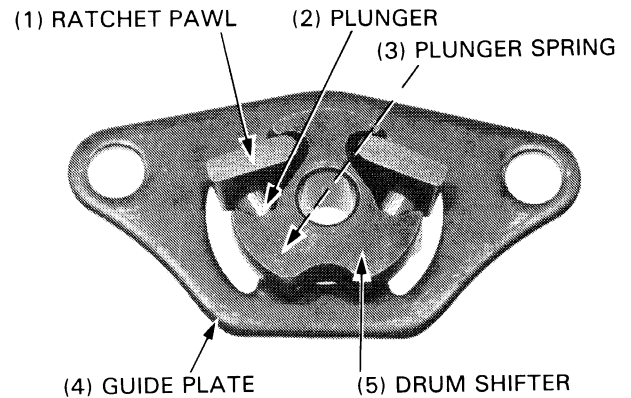


ALTERNATOR/GEARSHIFT LINKAGE

Install the bearing stop plates, dowel pins and collars.

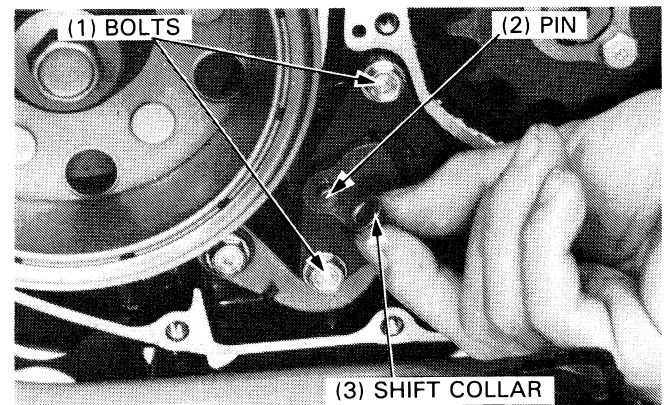


Assemble the plunger springs, plungers and ratchet pawls onto the drum shifter, then install them in the guide plate.



Install the guide plate and drum shifter assembly and tighten the bolts.

Install the shift collar onto the pin on the drum shifter.



Assemble the return spring, snap ring and washer onto the shift shaft.

Install the shaft with the return spring pin between the spring ends, and the hole in the shaft arm over the shift collar.

