


LEFT CRANKCASE COVER INSTALLATION


Install the dowel pins and a new gasket.




Install the left crankcase cover and tighten the cover bolts.

After '85:

Install the clutch cable guide on the left crankcase cover.



Connect the pulse generator and stator wire couplers and connector.



Install the chain guide and drive chain (page 3-10).

