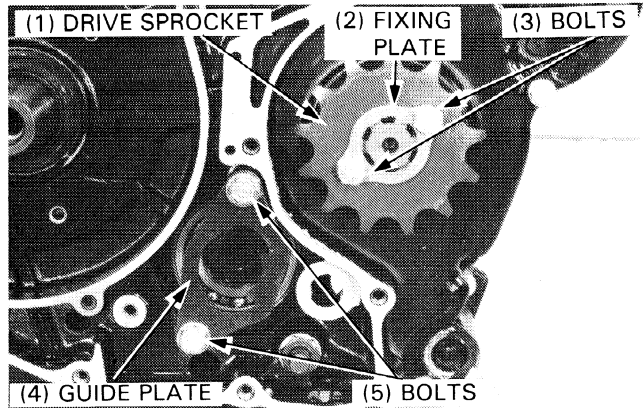



CRANKCASE SEPARATION

Install the bearing stop plates, dowel pins, collars, shift guide plate and guide plate bolts temporarily to prevent the gearshift drum bearing from slipping out.


Remove the drive sprocket bolts, the fixing plate and the sprocket.



Remove the cam chain.



Remove the right crankcase bolt.



Remove the left crankcase bolts.

NOTE

- Loosen the bolts in a crisscross pattern in 2 to 3 steps to prevent crankcase distortion.

