


Place the engine with the left crankcase down and remove the right crankcase.


Remove the dowel pins and gasket.



## **TRANSMISSION**

### **DISASSEMBLY**


Pull the gearshift fork shaft out and remove the shift forks and shift drum.



Remove the kick starter 2nd idler gear shaft.

Remove the mainshaft and countershaft as a set.

Disassemble the mainshaft and countershaft.



### **INSPECTION**

Check the shift forks and shaft for wear or damage.

Measure the I.D. of the shift forks.

**SERVICE LIMIT: 13.04 mm (0.513 in)**

Measure the shift fork claw thickness

**SERVICE LIMIT: 4.50 mm (0.177 in)**

Measure the O.D. of the shift fork shaft.

**SERVICE LIMIT: 12.96 mm (0.510 in)**

