



## CRANKCASE/TRANSMISSION/CRANKSHAFT

Make sure that the timing marks on the balancer and crank weights are aligned.

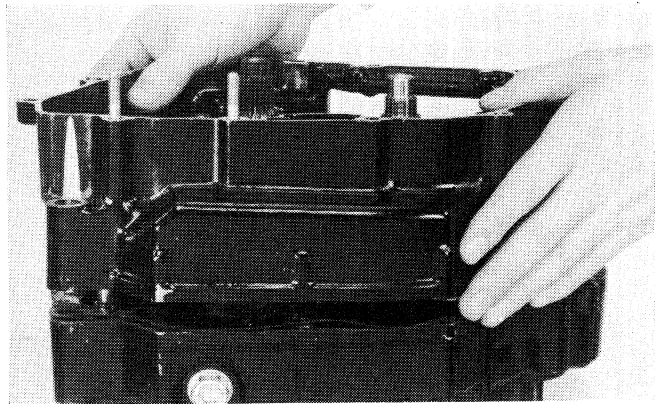


## CRANKCASE ASSEMBLY

Install the new dowel pins and a new gasket.



Place the right crankcase over the left crankcase.



Tighten the left crankcase bolts.

**TORQUE: 8 – 12 N·m (0.8 – 1.2 kg·m, 6 – 9 ft·lb)**

