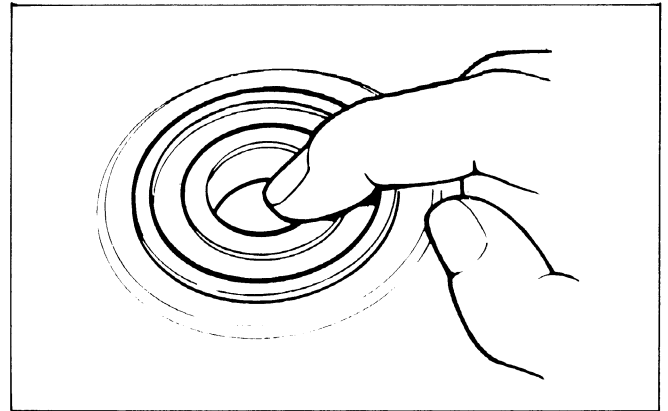


● WHEEL BEARING

Turn the inner race of each bearing with your finger. The bearings should turn smoothly and quietly. Also check that the bearing outer race fits tightly in the hub.


NOTE

- Replace wheel bearings in pairs.




WHEEL BEARING REPLACEMENT

Remove the side collars and dust seals from the wheel hub.



Remove the front brake disc from the wheel hub.



Remove the wheel bearings with a bearing remover.

NOTE

- Never reinstall old bearings; once the bearings have been removed, they must be replaced with new ones.

TOOLS:

- (1) BEARING REMOVER EXPANDER
07746-0050100 or commercially available in U.S.A.
- (2) BEARING REMOVER COLLET, 15 mm
07746-0050400 or commercially available in U.S.A.

