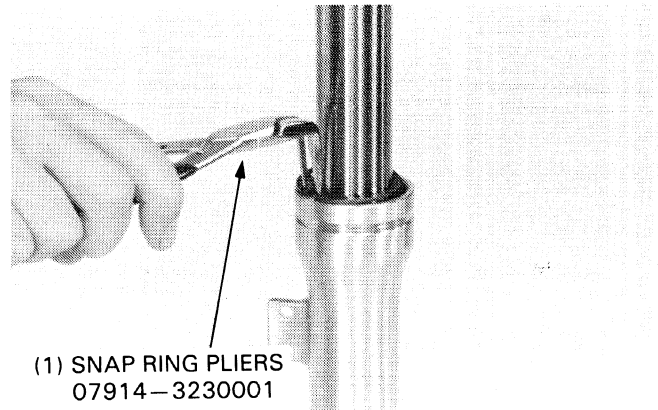


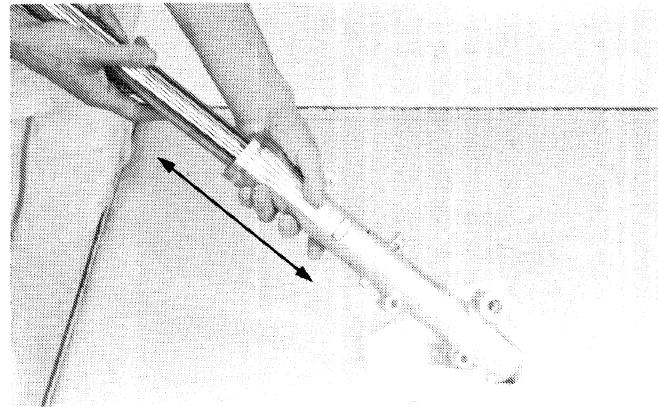
FRONT WHEEL/SUSPENSION/STEERING

Remove the snap ring.



Pull the fork tube out until resistance from the slider bushing is felt. Then move it in and out, tapping the bushing lightly until the fork tube separates from the slider. The slider bushing will be forced out by the fork tube bushing.

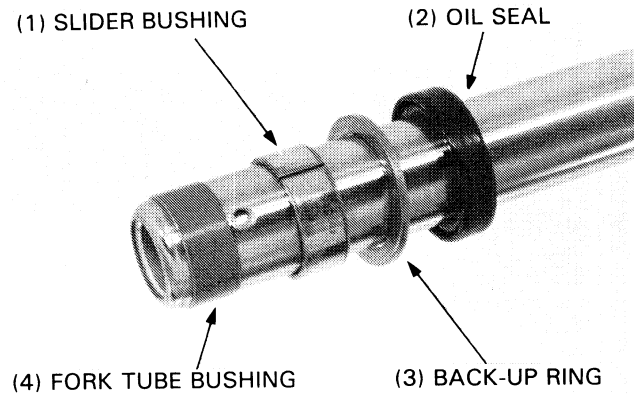
Remove the oil lock piece.



Remove the oil seal, back-up ring and slider bushing from the fork tube.

NOTE

- Do not remove the fork tube bushing unless it is necessary to replace it with new one.



INSPECTION

● FORK SPRING

Measure the fork springs' free length.

SERVICE LIMITS:

UPPER FORK SPRING: 109.4 mm (4.31 in)

LOWER FORK SPRING: 483.4 mm (19.03 in)

