


Install the front brake hose clamps onto the left fork slider.

Install the front wheel (page 11-13).




STEERING STEM


REMOVAL

Remove the following parts:

- headlight case (page 11-14)
- handlebar (page 11-3)
- front wheel (page 11-6)
- front fender.



Remove the cable guide from the fork bridge.



Remove the steering stem nut and washer.

Loosen the fork pinch bolts, and remove the front forks.

Remove the fork bridge.

TOOLS:

- (1) EXTENSION BAR 07716-0020500 or equivalent commercially available in U.S.A.
- (2) LOCK NUT WRENCH, 30 x 32 mm 07716-0020400 or equivalent commercially available in U.S.A.

