



REAR WHEELS

Remove the sprocket nuts, bolts and sprocket from the sprocket hub.



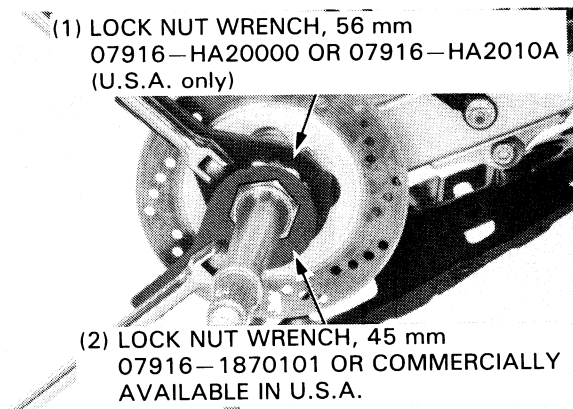
Remove the caliper bracket mounting bolts and raise the caliper off the brake disc.



Loosen the axle inner lock nut while holding the outer lock nut.

NOTE

- The lock nuts have left-hand threads.



Temporarily install the left wheel hub and wheel.

Loosen the outer lock nut until the snap ring can be removed.

NOTE

- The lock nuts have left-hand threads.

