

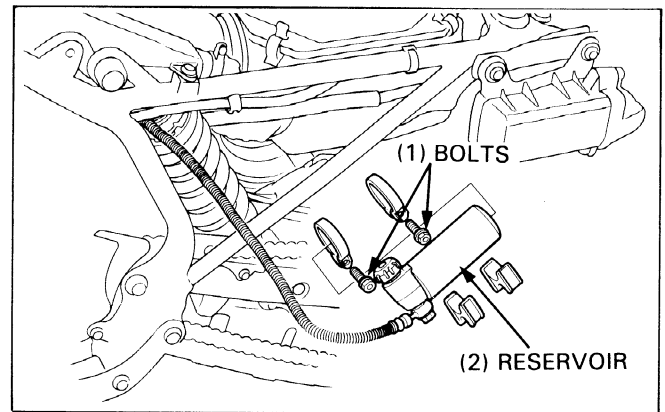
SHOCK ABSORBER

REMOVAL


Raise the rear wheels off the ground by placing a jack or block under the engine.

Remove the seat/rear fender.

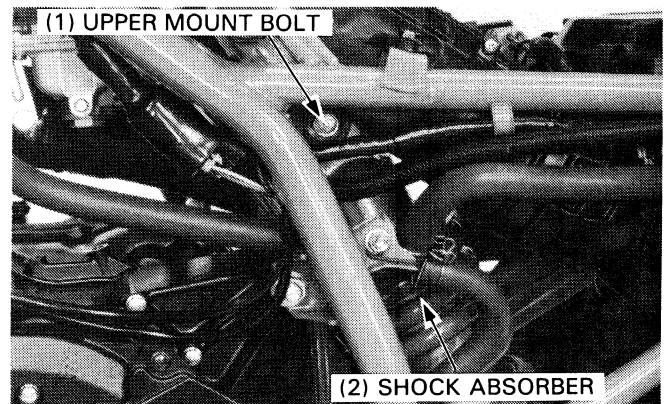
Remove the reservoir from the frame by removing the two mount bolts.



Remove the two shock absorber bracket bolts.



Remove the shock upper mount bolt and the shock.



Remove the lower mount bolt and bracket.

