


REAR SUSPENSION

Bleed air from the damper by moving the damper rod with short strokes, in and out several times slowly.

Fill the damper with ATF as required.

NOTE

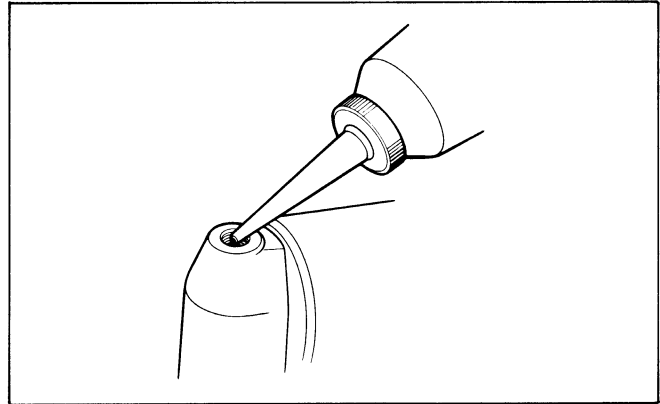
- The damper should be as free of air as possible.



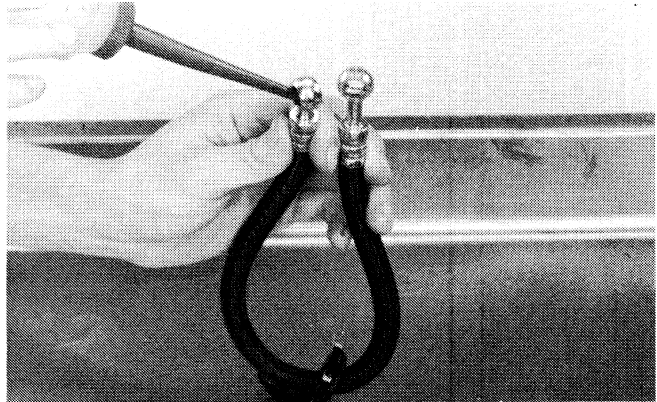
Fill the reservoir with ATF.

NOTE

- Make sure that there is no gas pressure in the reservoir.



Fill the hose with ATF.



Make sure that the sealing washer is in good condition.

Connect the oil hose to the damper using the two sealing washers and oil bolt and align the marks on the hose banjo and damper.

Tighten the oil bolt.

TORQUE: 27.5–32.5 N·m (2.75–3.25 kg-m, 20–23 ft-lb)

